

# Sign Support Systems

## The Break-Out™ Round Post Breakaway

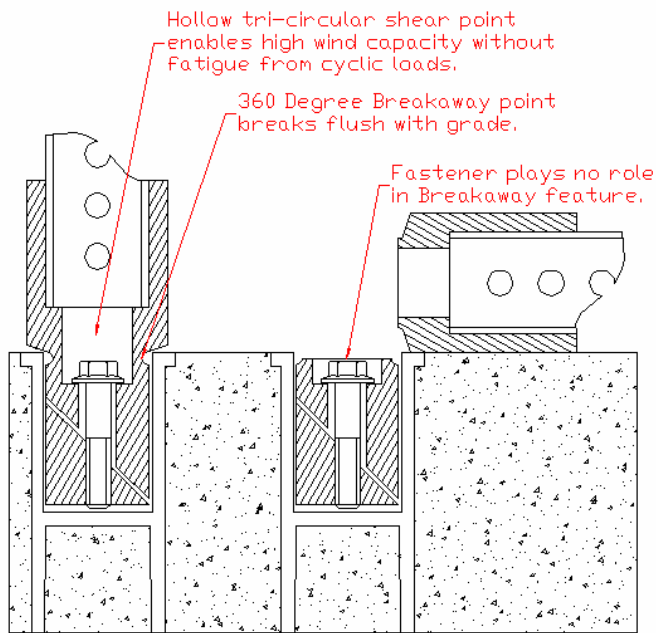
The **Round Post Break-Out™** Coupler provides significant additional benefits to existing round post systems.

Put simply you won't be replacing anchors and may reuse the top sign post.

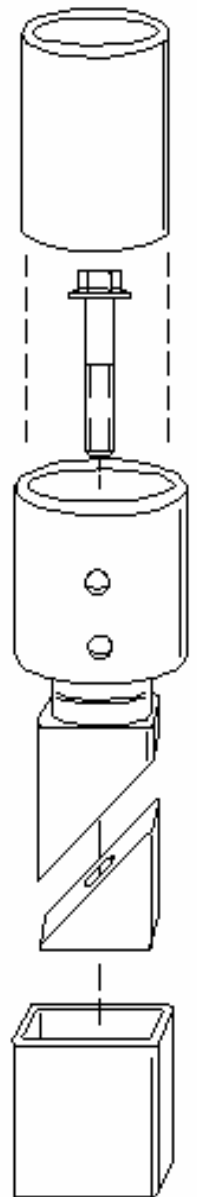

Incorporating the patented Tri-Circular engineered 360° shear section, it will breakaway at 90% of the post strength when impacted from any angle or height even direct wheel, plow or undercarriage hits will not affect the post anchor with Break-Out™.

The Round Post Break-Out will withstand high wind loads without weakening and is intended to be used on all post sizes from 2-3/8" through to 3-0/0" diameter tubes or pipe as a simple effective alternative to slip bases and conventional installations in soil or concrete.

- Fasteners and fastener torque level have no effect on Breakaway feature which is preset, and does not incorporate shear pins
- Three (3) main parts ensure reliable real world usability
- Breaks flush with grade (plugs hole) which prevents undercarriage or plow/mower damage as well as pedestrian trip-fall incidents
- Can be attached to existing standard 2-1/4" square anchors or used with the Sign Supports Modular Anchor System
- Wedge-Lock™ feature applies enormous force to lock the coupler inside the anchor
- Knocked down posts can be repaired with simple hand tools in minutes eliminating post pullers drivers or saws



The Break-Out sign post system is protected by U.S. Patents 6113055, 6457895, Canadian Patent 2417436 with other patents pending.



# Sign Support Systems

## Common Ordering Information

Part Number	Description	Wt. lbs.	Pack	Ext. lbs.	Remarks
BOR238-1316	2-3/8" Rd. Coupler	5.0	16	80.0	Use on 13-16 Ga. Round Post
BOR238-1316C	2-3/8" Rd. Coupler Top	4.0	16	64.0	
BOR238-1012	2-3/8" Rd. Coupler	5.0	16	80.0	Use on 10-12 Ga. Round Post
BOR238-1012C	2-3/8" Rd. Coupler Top	4.0	16	64.0	
BOS134-14	1-3/4" Sq. Coupler	4.5	16	72.0	Use on 1-3/4" 14 Ga. Square Post
BOS134-14C	1-3/4" Sq. Coupler Top	3.5	16	56.0	
BOS134-12	1-3/4" Sq. Coupler	4.5	16	72.0	Use on 1-3/4" 12 Ga. Square Post
BOS134-12C	1-3/4" Sq. Coupler Top	3.5	16	56.0	
BOS200-14	2-0/0" Sq. Coupler	5.0	16	80.0	Use on 2-0/0" 14 Ga. Square Post
BOS200-14C	2-0/0" Sq. Coupler Top	4.0	16	64.0	
BOS200-12	2-0/0" Sq. Coupler	5.0	16	80.0	Use on 2-0/0" 12 Ga. Square Post
BOS200-12C	2-0/0" Sq. Coupler Top	4.0	16	64.0	
BOS214-14	2-1/4" Sq. Coupler	5.5	16	88.0	Use on 2-1/4" 14 Ga. Square Post
BOS214C	2-1/4" Sq. Coupler Top	4.5	16	72.0	
BOS214-12	2-1/4" Sq. Coupler	5.5	16	88.0	Use on 2-1/4" 12 Ga. Square Post
BOS214-12C	2-1/4" Sq. Coupler Top	4.5	16	72.0	
BOS212-12	2-1/2" Sq. Coupler	6.0	16	96.0	Use on 2-1/2" 12 Ga. Square Post
BOS212-12C	2-1/2" Sq. Coupler Top	5.0	16	80.0	
BOU200	2 Lb. U Coupler	5.0	16	80.0	Use on 2 and 2.5 Lb. U Post
BOU200C	2 Lb. U Coupler Top	4.0	16	64.0	
BOU300	3 Lb. U Coupler	5.5	16	88.0	Use on 3 Lb. U Post
BOU300C	3 Lb. U Coupler Top	4.5	16	72.0	
BOS134W	1-3/4" Wedge	1.0	16	16.0	Use with BOS134-14 and 12
BOS200W	2-0/0" Wedge	1.0	16	16.0	Use with BOS200-14 and 12
B1	Center Bolt	0.3	16	4.8	Use with all Couplers
SG-1/8-CC	Seal Washer	0.1	16	1.6	Use with all Couplers
HDAA 200	Anchor Adapter 2-0/0"	5.6	8	45.0	Use in concrete
HDAA 134	Anchor Adapter 1-3/4"	5.6	8	45.0	Use in concrete
HDE12	Anchor Extension 12"	2.0	8	16.0	Use in concrete (16" OAL w/ HDAA)
HDE20	Anchor Extension 20"	4.0	8	32.0	Use in asphalt or soil (24" OAL w/ HDAA)
HDE26	Anchor Extension 26"	6.0	8	48.0	Use in soil (30" OAL w/ HDAA)
HDS212	Anchor Stabilizer	4.0	8	32.0	Use with soil extension
G23E	Power post driver	49.5	1	49.5	4 Cycle
DC102-T	U-Channel Driver 2-4 lb.	15	1	15	Specify Shank size
DP212-T	2-1/2" Rd. Pipe Driver	12	1	12	Specify Shank size
DP238-T	Delineator Driver	12	1	12	Specify Shank size
DS134-T	1-3/4" Sq. Tube Driver	12	1	12	Specify Shank size
DS200-T	2-0/0" Sq. Tube Driver	12	1	12	Specify Shank size
DS214-T	2-1/4" Sq. Tube Driver	12	1	12	Specify Shank size
DS212-T	2-1/2" Sq. Tube Driver	12	1	12	Specify Shank size

All material contained within this document are the property of Sign Support Systems Corp. Reproduction in whole or in part is strictly prohibited. Sign Support Systems reserves the right to alter any information or product without notice.

Sign Support Systems Corp. © 2005

**Sign Support Systems Corp.**  
P.O. Box 8041, Greensboro, NC 27419  
Email: sales@signsupport.com  
www.signsupport.com  
**TEL: 866-549-7706**  
**FAX: 336-674-6690**